

Seats for construction vehicles



ISRI® 6830 KA/ 880 NTS

ISRI® 6830 KM/ 880 NTS

Driver's seat with pneumatic suspension

If you've got something heavy to move, you need the right support: ISRI seats for construction vehicles



Seating – on a higher level.



ISRI® 6830 KA/ 880 NTS | 6830 KM/ 880 NTS

Our comfortable driver's seat features air suspension which is available in various versions to suit different vehicles, all of which conform to EN/ISO 7096:2000. The seat can be adjusted as required and comes with height and tilt **adjustment as standard**. Together with the **economically shaped seat and backrest**, these features take the **fatigue out of driving**.

Options

- Armrests, folding and tilt-adjustable
- Seat heating, 12/ 24 V with on/ off switch
- Seat climate control
- Automatic lap belt
- Headrests, height and tilt adjustable
- Horizontal isolator
- Integrated Pneumatic System (IPS) with lumbar support and side wings on the backrest
- Vinyl cover
- Swivel
- Adaption for control consoles



Armrest adjustment



Seat controls (KM)

Automatic height adjustment (KA)

Seat cushion depth adjustment

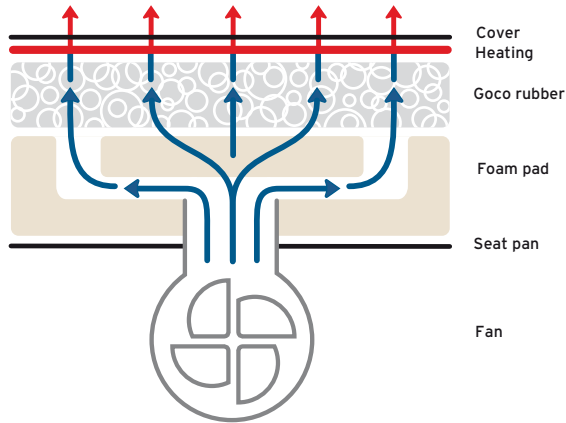
Tilt adjustment

Horizontal adjustment


Specifications

- Integrated compressor
- Continuous height adjustment, up to 150 kg (fully automatic on KA, manual on KM)
- Suspension travel, 80 mm
- Tilt adjustment
- Height adjustment (with memory on KA)
- Two seat belt points in line with current regulations
- Backrest adjustment
- Adjustable vertical shock absorber
- Seat cushion adjustment
- Pneumatic lumbar support
- Hard-wearing, breathable textile cover

Optional seat climate control



Climate control panel



Rocker switch A
Heat
Off
Ventilation

Rocker switch B
Three-setting ventilation/ heating

Display
Ventilation
Heating

Backrest adjustment

Seat climate control

Adjustable vertical
shock absorber

Horizontal isolator

IPS (Integrated Pneumatic System)



Seats for construction vehicles

ISRI® 6830 KA/ 880 NTS

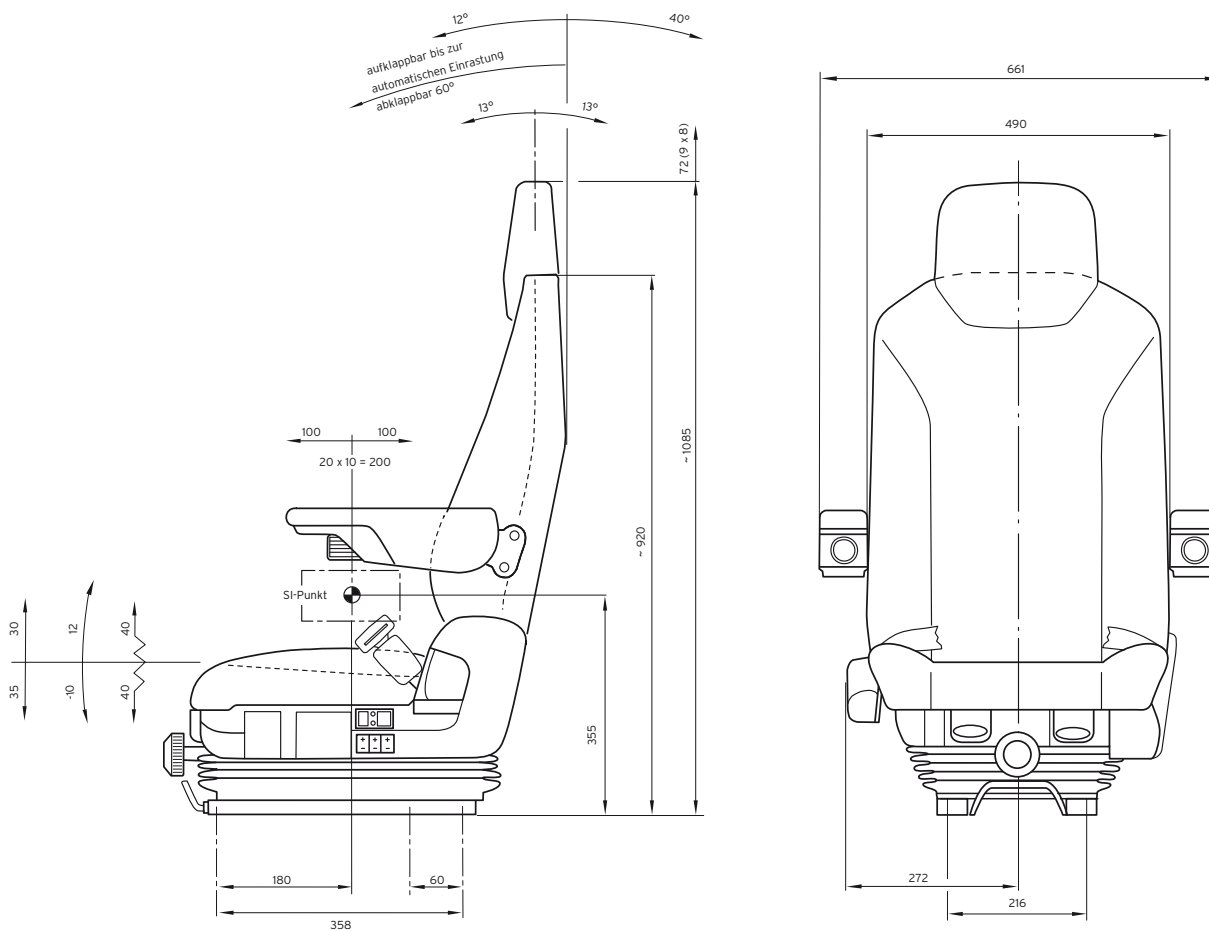
ISRI® 6830 KM/ 880 NTS

Driver's seat with pneumatic suspension

For various current construction vehicle models.

Subject to technical modifications

Updated 02/2010



ISRINGHAUSEN, Inc.
1458 South 35th Street
Galesburg, Michigan 49053
USA
Fon (001) 2694845333; Fax (001) 2694845344
www.isriusa.com

